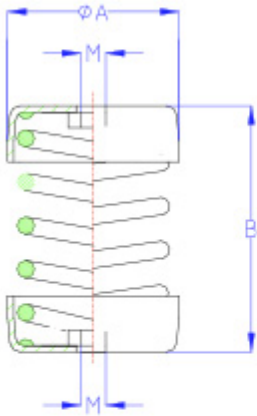


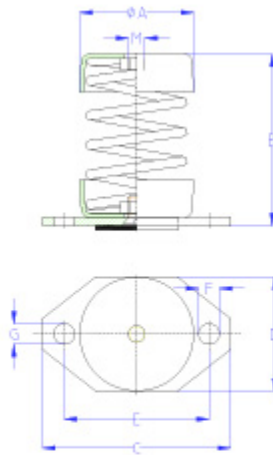
MLC_EN

	REF / ART.NR	DIMENSIONS							COMPRESSION		STIFFNESS	
		ØA	B	C	D	E	F	G	M	LOAD	DEFLECTION	
		mm.							kg.	mm.	kg./cm	
MLC - INOX	MLC25-INOX	55	79						8	25	24±2,0	10,42
	MLC50-INOX	55	79						8	50	24±2,0	20,83
	MLC75-INOX	55	79						8	75	24±2,0	31,25
	MLC100-INOX	55	79						8	100	24±2,0	41,67
	MLC125-INOX	55	79						8	125	24±2,0	52,08
	MLC150-INOX	73	115						12	150	30±3,0	50
	MLC200-INOX	73	115						12	200	30±3,0	66,67
	MLC250-INOX	73	115						12	250	30±3,0	83,33
	MLC300-INOX	73	115						12	300	30±3,0	100
MLC350-INOX	73	115						12	350	30±3,0	116,67	
MLC - B-INOX	MLC25B-INOX	55	83	91	55	70	10	10	8	25	24±2,0	10,42
	MLC50B-INOX	55	83	91	55	70	10	10	8	50	24±2,0	20,83
	MLC75B-INOX	55	83	91	55	70	10	10	8	75	24±2,0	31,25
	MLC100B-INOX	55	83	91	55	70	10	10	8	100	24±2,0	41,67
	MLC125B-INOX	55	83	91	55	70	10	10	8	125	24±2,0	52,08
	MLC150B-INOX	73	116.5	110	75	91	13.8	10	12	150	30±3,0	50,00
	MLC200B-INOX	73	116.5	110	75	91	13.8	10	12	200	30±3,0	66,67
	MLC250B-INOX	73	116.5	110	75	91	13.8	10	12	250	30±3,0	83,33
	MLC300B-INOX	73	116.5	110	75	91	13.8	10	12	300	30±3,0	100
MLC350B-INOX	73	116.5	110	75	91	13.8	10	12	350	30±3,0	116,67	
MLC - BB-INOX	MLC25BB-INOX		87	91	55	70	10	10		25	24±2,0	10,42
	MLC50BB-INOX		87	91	55	70	10	10		50	24±2,0	20,83
	MLC75BB-INOX		87	91	55	70	10	10		75	24±2,0	31,25
	MLC100BB-INOX		87	91	55	70	10	10		100	24±2,0	41,67
	MLC125BB-INOX		87	91	55	70	10	10		125	24±2,0	52,08
	MLC150BB-INOX		118	110	75	91	13.8	10		150	30±3,0	50
	MLC200BB-INOX		118	110	75	91	13.8	10		200	30±3,0	66,67
	MLC250BB-INOX		118	110	75	91	13.8	10		250	30±3,0	83,33
	MLC300BB-INOX		118	110	75	91	13.8	10		300	30±3,0	100
MLC350BB-INOX		118	110	75	91	13.8	10		350	30±3,0	116,67	

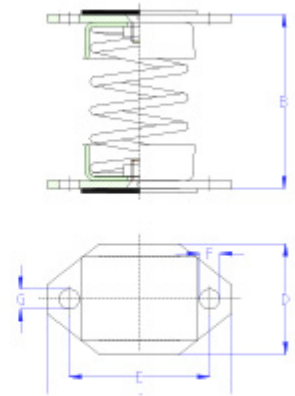
MLC-INOX



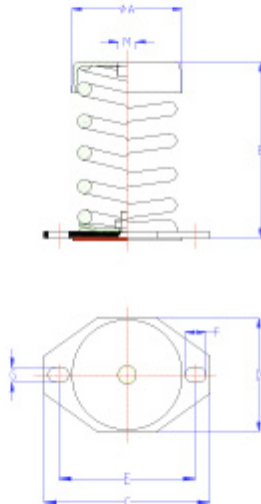
MLC-B 25-50-75-100-125



MLC-BB 25-50-75-100-125



MLC-B 150-200-250-300-350



MLC-BB 150-200-250-300-350

