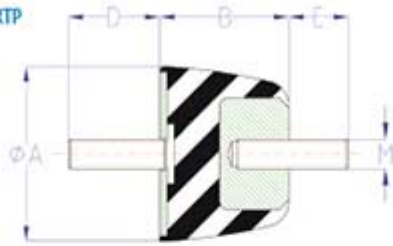


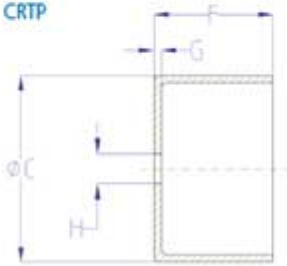
SOPORTES ELÁSTICOS**AMORTIGUADORES GRANDES CARGAS**RTP

	REF / ART.NR		DIMENSIONES					COMPRESIÓN			
		Sh	ØA	B	M	D	E	CARGA	FLECHA		
	mm.							kg.	mm.		
RTP	RTP2	60	84	52	M-12	32	30	600	5,0±1,0		
	RTP4	60	120	75	M-16	50	35	1500	9,0±1,0		
	RTP6	60	220	136	M-24	80	57	450	14,0±1,0		
	REF / ART.NR	DIMENSIONES									
		ØC	F	ØH	G						
	mm.										
CRTP	RTP2	90	50	12						3	
	RTP4	130	76	16						5	
	RTP6	246	140	14						8	
	REF / ART.NR	DIMENSIONES									
		ØX	ØJ	ØP	L	R	S				
	mm.										
caRTP	RTP2	25	12	20	13	9	4				
	RTP4	35	16	25	24	18	6				
	REF / ART.NR	COMPRESIÓN									
		CARGA									
	Kg.										
RTP4-A	RTP4A	1500									

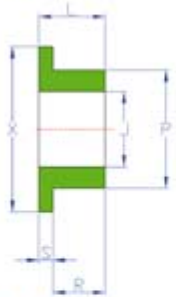
RTP



C RTP



ca RTP



RTP4-A

