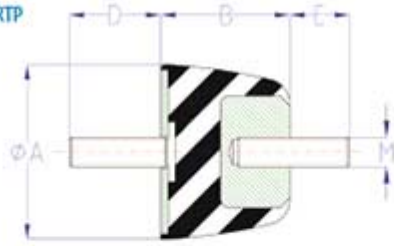


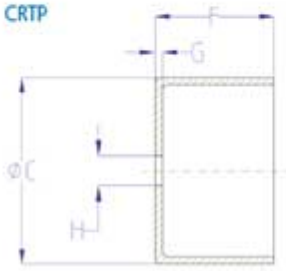
# RTP\_EN

	REF / ART.NR		DIMENSIONS					COMPRESSION	
		Sh	ØA	B	M	D	E	LOAD	DEFLECTION
	mm.							kg.	mm.
RTP	RTP2	60	84	52	M-12	32	30	600	5,0±1,0
	RTP4	60	120	75	M-16	50	35	1500	9,0±1,0
	RTP6	60	220	136	M-24	80	57	450	14,0±1,0
	REF / ART.NR	DIMENSIONS							
		ØC	F	ØH	G				
	mm.								
CRTP	RTP2	90	50	12	3				
	RTP4	130	76	16	5				
	RTP6	246	140	14	8				
	REF / ART.NR	DIMENSIONS							
		ØX	ØJ	ØP	L	R	S		
	mm.								
caRTP	RTP2	25	12	20	13	9	4		
	RTP4	35	16	25	24	18	6		
	REF / ART.NR	COMPRESSION							
		LOAD							
	Kg.								
RTP4-A	RTP4A	1500							

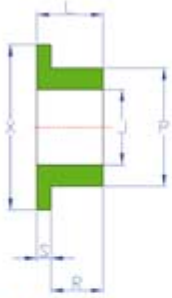
RTP



CRTP



caRTP



RTP4-A

